

KL-PRO-RXL-RGBA

Ideal for creating colour changing light effects – the KL-PRO-RXL-RGBA is a compact, surface mounted Aluminium LED fixture with dynamic colour changing provided by the powerful Luxeon & Nichia LED package which can deliver app 540lm (based on Amber).

Complete with a 120° clear, opal or frosted diffuser, it is available in cut lengths of 166mm for unrivalled accuracy and design flexibility.

Fixtures with red, green, blue and amber LEDs create warm, rich colours. RGBA fixtures project a warm shade of white and exceptionally rich shades of gold, yellow and orange. Additionally, adding amber to standard colours broadens the colour spectrum. Amber LEDs are a major benefit to RGBA fixtures because it is difficult to achieve the amber colour through colour mixing.



Applications

- Backlighting • Coves • Stretch Ceilings • Display

Features

- 3 step Mac Adam
- Available in increments of 166mm
- RGBA – Red – Green – Blue - Amber
- CRI >80
- Luxeon 3535L & Nichia NSSM124T
- 120° beam angle as standard
- 19.2W per mtr
- LM80 Lifetime
- Built-in ESD Protection against the human body model (Electrostatic Discharge)
- Dimmable via DMX
- ECO friendly and Energy Saving
- Fixed or Adjustable Brackets

Benefits

- Dynamic colour change sequencing to create stunning effects
- Greater flexibility to produce a large range of lengths to suit all applications
- Suitable for hospitality, retail, display, office and residential projects
- 540 Lumens per mtr (Amber)
- Excellent Colour Rendering
- The highest quality LEDs are engineered into our Proteus range
- -25° to 40°C Operating Temperature
- Excellent lumen maintenance over lifetime
- Reduced potential failure during handling with ESD protection
- Total dimming control
- ROHS compliant

What is Proteus?

Our new family of linear LED profiles shares its name with the mythological Greek god, Proteus. Derived from the adjective 'protean', which means 'versatile' and 'capable of many forms', the name denotes flexibility, versatility and adaptability.

This new collection of lighting options ticks all of these boxes and more, with profiles suitable for recessed, surface mounted and suspended installation, which can deliver efficiencies of over 106 lumens per watt.

Specifying Proteus for your next project couldn't be easier with three power consumptions to choose from (11W, 15W and 21W) and each product being available in increments of 50mm thanks to our unique printed circuit board (PCB) which is designed and manufactured here in the UK.



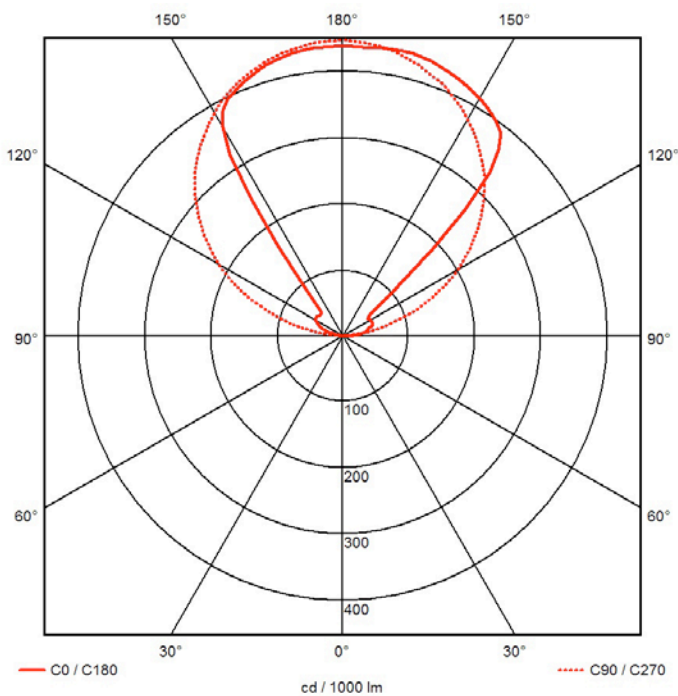
KL-PRO-RXL-RGBA

Technical information

KL-PRO-RXL-RGBA

Product Specification	KL-PRO-RXL-RGBA			
Lumen Output	78	226	48	540
Watts (per mtr)	19.2W (all 4 colours @ 100%)			
Efficacy	27lm/W (Red)	78lm/W (Green)	17lm/W (Blue)	100lm/W (Amber)
Colour	RGBA			
CRI	80>			
LED Chip	Luxeon 3535L & Nichia NSSM124T			
Binning	3 Step MacAdam			
Control	DMX - DALI			
Output Voltage	24V			
Beam Angles	120°			
Lifetime @ LM80	50,000hrs @ 25°C			
Operating Temp	- 25°C to 40°C			
IP Rating	IP40			
Cover/Lens	Clear - Opal			
Finish	Silver Anodised Aluminium			
Mounting	Fixed or Adjustable Brackets			
Connection	IP20 male and female Connectors			
Lengths	191mm > 2024mm (overall length inc end caps)			

Photometrics



Specifications are subject to change without prior notice. Please refer to our website for the most up to date version.

KL-PRO-RXL-RGBA

Product Selector:

KL-PRO-RXL-RGBA-X-C-40-F

Dimming

DMX **X**
DALI **D**

Diffuser


Clear **C**
Opal **O**

IP Rating

IP40 **40**

Mounting

Fixed Bracket **F**
Adjustable **A**



Please contact our sales team on **+44(0)113 263 9039** for further assistance.




KL-PRO-RXL-RGBA

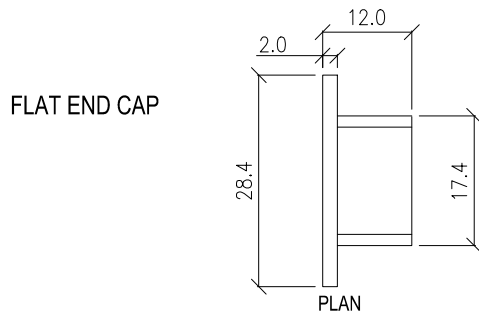


Specification Drawing

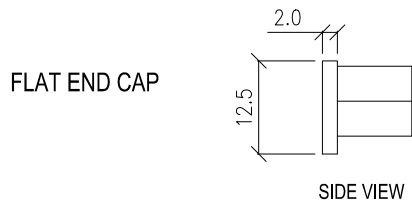
KL-PRO-RXL-RGBA



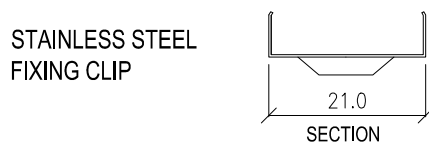
SECTION



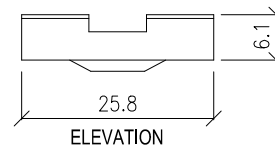
PLAN



SIDE VIEW

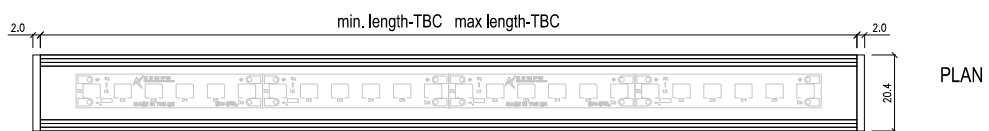


SECTION


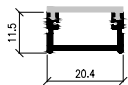


ELEVATION

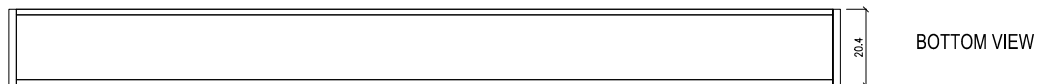
FULL SET WITH FLAT END CAP



PLAN



SIDE VIEW



BOTTOM VIEW

