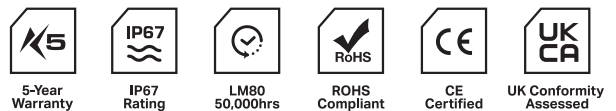




# Alphaeus 3 MO50

Single Colour High Power LED - 50mm Pitch



## Applications

- Facades
- Wall Washing
- Landscapes

## Features

- 2200K to 5700K – Red – Green – Royal Blue – Blue – Amber
- 80 or 90 CRI
- DALI – 0-10V – Casambi Bluetooth - DMX – Phase control
- 5059 – 3592 - 2775 Lumens
- 10° - 25° - 32° - 45° - 50°x11°
- 128mm - 1228mm (100mm increments)
- Cowl & louvre option
- Black, Silver anodised or custom finish
- Adjustable or custom brackets
- Constant current drivers
- Luxeon ZES LED
- IP67

## Benefits

- Various colour options
- Colour rendering options
- Fully dimmable
- High, medium, economy power options
- Various beam angles
- 12 lengths available
- Anti-glare options
- Various finish options
- Mounting options
- Drivers mounted up to 50mtrs
- Latest high performance LEDs
- Environmentally friendly
- External use

## Outputs

	Economy	Medium	High
<b>Lumen Output (lm) -</b> (4000K 80CRI - 1228mm)	2775	3592	5059
<b>Power -</b> 4000K - 1228mm (W)	24	36	48
<b>Drive Current (mA)</b>	700mA	1050mA	1400mA

## Technical Information

<b>Colours</b>	2200K • 2700K • 3000K • 3500K • 4000K • 5000K • 5700K • Red • Green • Royal Blue • Blue • Amber
<b>CRI</b>	>80 • >90
<b>LED Chip</b>	Luxeon ZES
<b>LED's Per Fitting (1228mm)</b>	24
<b>Control</b>	Switched - 0-10V - DALI - Phase - Casambi
<b>Beam Angles</b>	10° • 25° • 32° • 45° • 50°x11°
<b>Lifetime @ LM80</b>	50,000hrs @ 25°C
<b>Operating Temp</b>	-25°C to 55°C
<b>IP Rating</b>	IP67
<b>Lens</b>	Toughened Screen Printed Clear Glass
<b>Finish</b>	Anodised Aluminium Black Anodised Aluminium Anodised Custom
<b>Mounting</b>	Adjustable Brackets
<b>Weight (kg/m)</b>	2.30kg

# Product Code

\* Special anodised aluminium colour finishes available on request

## ALP3-MO50-1-2-3-4-5-6-7

Create your product code by choosing your specification from the product areas below. Final example codes are shown to the right.

### 1 Drive Current

1400mA **140**      1050mA **105**      700mA **70**

### 2 Colour

>80 CRI - 2200K <b>822</b>	>90 CRI - 3500K <b>935</b>
>80 CRI - 2700K <b>827</b>	>90 CRI - 4000K <b>940</b>
>80 CRI - 3000K <b>830</b>	>90 CRI - 5000K <b>950</b>
>80 CRI - 3500K <b>835</b>	>90 CRI - 5700K <b>957</b>
>80 CRI - 4000K <b>840</b>	Red <b>R</b>
>80 CRI - 5000K <b>850</b>	Green <b>G</b>
>80 CRI - 5700K <b>857</b>	Royal Blue <b>RB</b>
>90 CRI - 2700K <b>927</b>	Blue <b>B</b>
>90 CRI - 3000K <b>930</b>	Amber <b>A</b>

### 3 Optics

10° **10**      45° **45**  
 25° **25**      50°x11° **5011**  
 32° **32**

### 4 Finish\*

Anodised Aluminium **AA**  
 Anodised Black **AB**  
 Anodised Custom **CC**

### 5 Bracket

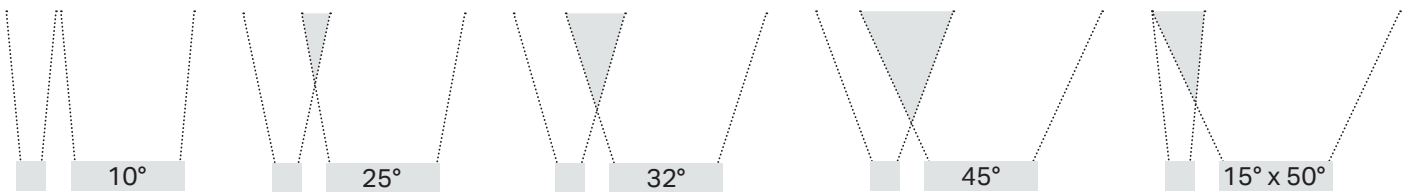
Adjustable	<b>A</b>	None	<b>X</b>
Custom	<b>C</b>	Cowl	<b>C</b>
		Louvre	<b>L</b>

### 6 Anti-Glare

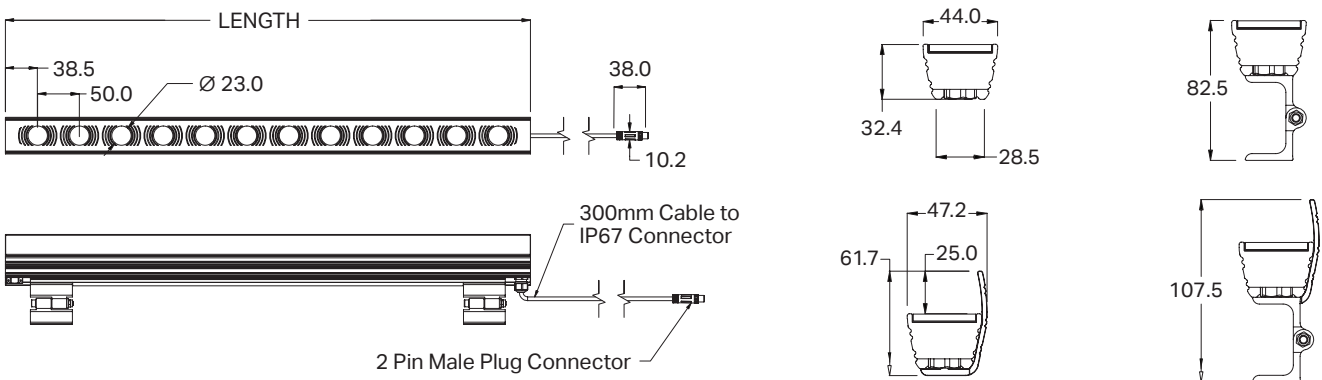
### 7 Length

1228mm <b>1228</b>	828mm <b>0828</b>	428mm <b>0428</b>
1128mm <b>1128</b>	728mm <b>0728</b>	328mm <b>0328</b>
1028mm <b>1028</b>	628mm <b>0628</b>	228mm <b>0228</b>
928mm <b>0928</b>	528mm <b>0528</b>	128mm <b>0128</b>

## Beam angles



## Specification Drawings



Alphaeus 3 fittings are provided with a 300mm cable with male plug connector. Extension cables with female socket connector must be purchased separately with the below product codes.

M8 female 2 core assembly, PUR, 10000mm **CA051**      M8 female 2 core assembly, PUR, 15000mm **CA122**

ALP-3-0122

Complies with EN60598-1 and pertinent regulations

Specifications are subject to change without prior notice. Please refer to our website for most up to date version.



Contact our sales team for further assistance

0113 263 9039

sales@kempslighting.com

kempslighting.com

