

# KL-PRO-M-DW

Ideal for simple backlighting or creating effective in-direct lighting in coves or stairways, the KL-PRO-M is a shallow surface mounted Aluminium LED fixture. Delivering a homogenous lit effect with its impressive 132 lumens per watt Osram Duris S2 LED package, this profile comes with a 120° clear or opal diffuser, and a 30° clear linear optic for more focused applications.

Available in cut lengths of 50mm for unrivalled accuracy and design flexibility, this system is available in high, medium or low output options for total power and lumen flexibility.

## Applications

- Coves • Furniture • Backlighting • Wet Locations

## Features

- IP54 - IP67
- 3 step MacAdam
- Unique PCB allows increments of 50mm up to 2000mm
- Dynamic White (2700K & 5700K)
- 114 > 132 lumens per Watt
- CRI 80>
- Osram Duris S2 LEDs
- 120° beam angle as standard, 30° Optic available
- Various power options, 17W - 11W - 7W (24V)
- Sleek family of Aluminium profiles with Clear or Opal diffusers
- LM80 Lifetime
- Dimmable via DALI - DMX
- ECO friendly and Energy Saving
- Fixed or Adjustable Brackets

## Benefits

- Improved colour consistency across large and small projects
- Greater flexibility to produce a large range of lengths to suit all applications
- Extensive range of Whites to suit hospitality, retail, office and residential projects
- 2282 Lumens (Based on 4000K @ 17W) 2129 Lumens (Based on 3000K @ 17W)
- Excellent Colour Rendering
- The highest quality LEDs are engineered into our Proteus range
- Various beam angles available for most applications
- -25° to 40°C Operating Temperature
- 3 power options for varying in-direct or direct lighting applications
- Aluminium profiles manufactured to suit all applications
- Excellent lumen maintenance over lifetime
- Reduced potential failure during handling with ESD protection
- Total dimming control
- ROHS compliant



### *What is Proteus?*

Our new family of linear LED profiles shares its name with the mythological Greek god, Proteus. Derived from the adjective 'protean', which means 'versatile' and 'capable of many forms', the name denotes flexibility, versatility and adaptability.

This new collection of lighting options ticks all of these boxes and more, with profiles suitable for recessed, surface mounted and suspended installation, which can deliver efficiencies of over 132 lumens per watt.

Specifying Proteus for your next project couldn't be easier with three power consumptions to choose from (7W, 11W and 17W) and each product being available in increments of 50mm thanks to our unique printed circuit board (PCB) which is designed and manufactured here in the UK.




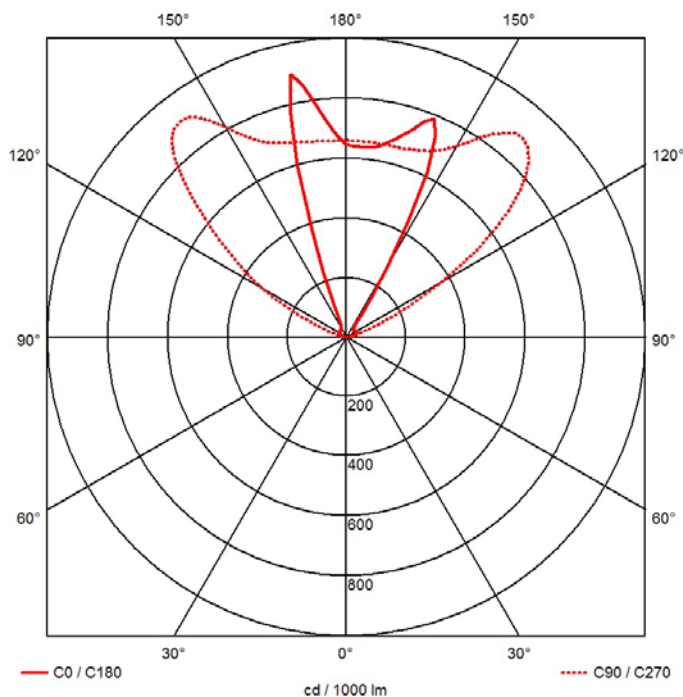
## KL-PRO-M-DW

## Technical information

## PROTEUS-M-DW

Product Specification	KL-PRO-M-DW-L	KL-PRO-M-DW-M	KL-PRO-M-DW-H
Lumen Output (based on 4000k)	800	1460	2282
Circuit Watts (per mtr)	7W	11W	17W
Efficacy (Based on 4000K)	114lm/W	132lm/W	132lm/W
Colours	Dynamic White (2700K & 5700K)		
CRI	80> to 90>		
LED Chip	Osram Duris S2		
Binning	3 Step MacAdam		
Control	DMX - DALI		
Input Voltage	24V		
Beam Angles	120° - 30°		
Lifetime @ LM80	50,000hrs @ 25°C		
Operating Temp	- 25°C to 40°C		
IP Rating	IP54 - IP67		
Cover/Lens	Clear - Opal		
Finish	Silver Anodised Aluminium		
Mounting	Fixed or Adjustable Brackets		
Connection	IP20 male and female Connectors		
Lengths	75mm > 2025mm (overall length inc end caps)		

## Photometrics




Specifications are subject to change without prior notice. Please refer to our website for the most up to date version.

## KL-PRO-M-DW

**Product Selector:**

**KL-PRO-M-DW-H-X-O-54-A**



**Note:**  
 • Tolerances in CCT with IP67 products can occur due to manufacturing process.

Please contact our sales team on **+44(0)113 263 9039** for further assistance.



**KL-PRO-M-DW**



# Specification Drawing

# PROTEUS-M-DW

