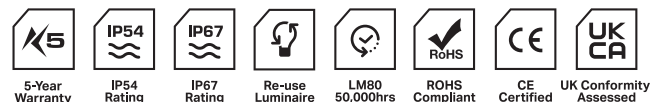


Proteus M

Linear LED



Applications

- Cove
- Furniture
- Handrail
- Planters
- Facade

Benefits

- Various colour temperatures available
- Various lumen outputs
- Colour rendering options
- Clear or Opal diffuser, or 30° optic
- Internal or external applications
- Multiple lengths from 72mm - 2975mm
- Dimmable
- Maintainable

Features

- 2200K - 5700K
- 17W - 11W - 7W
- 80 & 90 CRI
- 12° or 120° Beam angles
- IP54 & IP67
- 50mm cut increments
- Switched – 0-10V – DALI – Phase – DMX – Bluetooth
- 5yr Warranty
- Re-use luminaire

Technical Information

	Low	Medium	High
Power (W/m)	7	11	17
Lumen Output (lm/m)			
Clear Diffuser	800	1460	2282
Opal Diffuser	480	876	1369
Efficacy (lm/W) based on 4000K Clear	114	133	134
Efficacy (lm/W) based on 4000K Opal	69	80	81
Input (V)	24		
CCT	2200K • 2400K • 2700K • 3000K • 3500K • 4000K • 5000K • 5700K		
CRI	>80 • >90		
LED Chip	Luxeon		
Binning	3 Step MacAdam Ellipse		
Control	Switched • 0-10V • DALI • Phase • DMX • Bluetooth		
Beam angles	30° - 120°		
Lifetime (LM80)	50,000hrs @25°C		
Operating Temp	-25°C to 55°C		
IP Rating	IP54 • IP67		
Diffuser	Opal • Clear		
Finish	Silver Anodised Aluminium		
Mounting	Fixed or Adjustable		
Lengths	72mm - 2975mm		

Product Code

PRO - M - 1 - 2 - 3 - 4 - 5 - 6

Create your product code by choosing your specification from the product areas.

Final example codes are shown to the right.

Example Codes

PRO-M-17-827-C-54-F-R-XXXX
PRO-M-7-840-O-67-S-F-XXXX

1 Power

17W	17
11W	11
7W	7

2 CCT

	>80CRI	>90CRI		>80CRI	>90CRI
2200K	822*	N/A	3500K	835	935
2400K	824*	924*	4000K	840	940
2700K	827	927	5000K	850	950
3000K	830	930	5700K	857	957

3 Diffuser

Clear 120°	C
Clear 30°	C1
Opal	O

5 Mounting

Fixed	F
Adjustable	A

4 IP Rating

IP54	54
IP67**	67

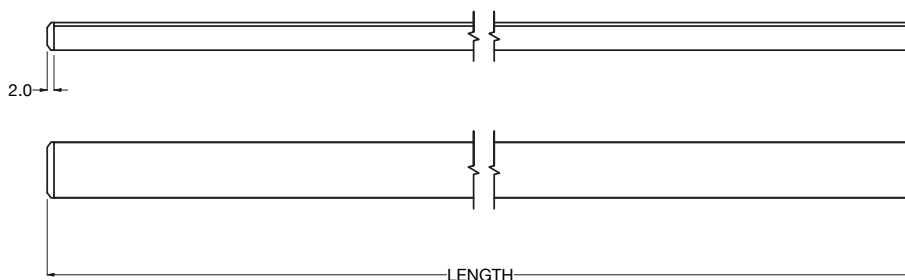
6 Length

XXXXmm	XXXX
--------	------

*2200K & 2400K not available in IP67

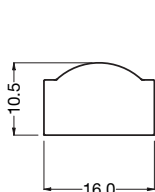
**Tolerances in CCT with IP67 products can occur due to manufacturing process

Specification Drawings

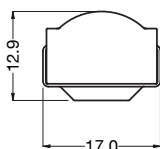


C1 OPTIC

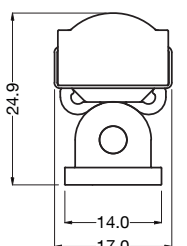
FLAT DIFFUSER



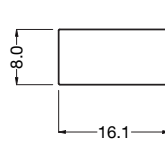
PROFILE ONLY



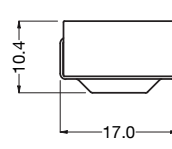
PROFILE WITH
FIXED BRACKET



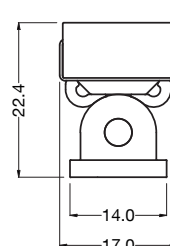
PROFILE WITH
ADJUSTABLE BRACKET



PROFILE ONLY



PROFILE WITH
FIXED BRACKET



PROFILE WITH
ADJUSTABLE BRACKET

Fittings are provided with end cable entry as standard. Extension cable with female socket connector can be purchased separately with the below product code(s).

2 core IP54 5000mm Proteus female extension lead - **CA006**

2 core IP67 10000mm Proteus female extension lead - **CA040**

PRO-M-0122

Complies with EN60598-1 and pertinent regulations

Specifications are subject to change without prior notice. Please refer to our website for most up to date version.



Contact our sales team for further assistance

0113 263 9039

sales@kempslighting.com

kempslighting.com

