

# Proteus SXL - DW

Dynamic White Linear LED



## Applications

- Furniture
- Cove
- Display

## Benefits

- Total colour temperature control
- Multiple lengths from 74mm - 2926mm
- Various lumen outputs
- Dimmable
- Colour rendering options
- Maintainable
- Clear or Opal diffuser options
- Re-use luminaire
- Internal applications

## Features

- Corner mounted fixture
- 50mm cut increments
- 2200K - 4000K
- DALI - DMX - Casambi
- 19W - 15W
- 5yr Warranty
- 80 & 90 CRI
- 120° Beam angle
- IP54

## Technical Information

<b>Power (W/m)</b>	15	19
<b>Lumen Output (lm/m)</b>	Mixed CCT 80CRI	
<b>Clear Diffuser</b>	1900	2300
<b>Opal Diffuser</b>	1207	1461
<b>Efficacy (lm/W)</b>	Mixed CCT Clear	
	127	121
<b>Efficacy (lm/W)</b>	Mixed CCT Opal	
	80	77
<b>Input (V)</b>	24	
<b>CCT</b>	2200K - 4000K	
<b>CRI</b>	>80 • >90	
<b>LED Chip</b>	Luxeon	
<b>Binning</b>	3 Step MacAdam Ellipse	
<b>Control</b>	DALI • DMX • Casambi	
<b>Beam angle</b>	120°	
<b>Lifetime (LM80)</b>	50,000hrs @25°C	
<b>Operating Temp</b>	-25°C to 55°C	
<b>IP Rating</b>	IP54	
<b>Diffuser</b>	Opal • Clear	
<b>Finish</b>	Silver Anodised Aluminium	
<b>Mounting</b>	Fixed or Adjustable	
<b>Multiple lengths available</b>	74mm - 2926mm	
<b>Max run length</b>	10mtr (15W) • 5mtr (19W)	
1 feed		

## Product Code

### PRO-SXL-DW-1-2-3-4-5-6-7-8 *Example Codes*

Create your product code by choosing your specification from the product areas.

Final example codes are shown to the right.

PRO-SXL-DW-19-22-40-80-O-54-F-XXXX

PRO-SXL-DW-15-22-40-80-C-54-A-XXXX

#### 1 Power

19W	19
15W	15

#### 2 CCT 1

2200K	22
-------	----

#### 3 CCT 2

4000K	40
-------	----

#### 4 CRI

>80	80
>90	90

#### 5 Diffuser

Clear 120°	C
Opal	O

#### 6 IP Rating

IP54	54
------	----

#### 7 Mounting

Fixed	F
Adjustable	A

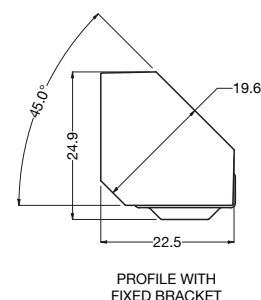
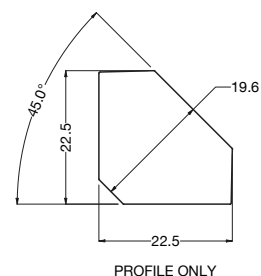
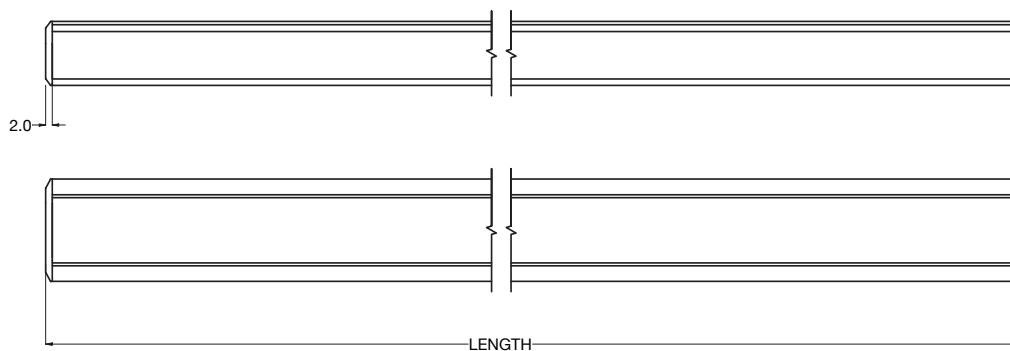
#### 8 Length

XXXXmm	XXXX
--------	------

## Specification Drawings

### INSTALLATION WARNING!

The maximum combined output when using both colour channels should not exceed 17W or 22W. This can cause catastrophic failure and void warranty.



Fittings are provided with end cable entry as standard. Extension cable with female socket connector can be purchased separately with the below product code(s).

4 core IP54 Female extension lead 10000mm - **CA025**

PRO-SXL-DW-0722

Complies with EN60598-1 and pertinent regulations

Specifications are subject to change without prior notice. Please refer to our website for most up to date version.



Contact our sales team for further assistance

0113 263 9039

sales@kempsonlighting.com

kempsonarchitecturallighting.com